

# 11

## Tracks

Pages 267-272

16A | 6A

Die cast | Aluminium | Plastic

 IP20

CE





# Square Track Surface

40003A/W



40003A/W

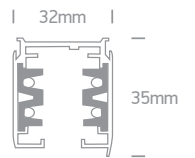
**40003A** | 16A | 3m Square track | 3-phase | Aluminium



40003A/B



40003A/G



41002A/W

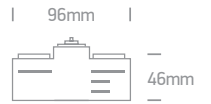
**41002A** | 6A | Track adaptor | Plastic



41002A/B



41002A/G



41030/W

**41030** | 6A | Surface mount base for track spots | Plastic



41030/B
















41030/G



Order Code	Colour	Input	Ampere	Class		Notes
40003A/W	White	100-240V	16A		10	-
40003A/B	Black	100-240V	16A		10	-
40003A/G	Grey	100-240V	16A		10	-
41002A/W	White	100-240V	6A		50	-
41002A/B	Black	100-240V	6A		50	-
41002A/G	Grey	100-240V	6A		50	-
41030/W	White	100-240V	6A		40	-
41030/B	Black	100-240V	6A		40	-
41030/G	Grey	100-240V	6A		40	-

# Square Track Accessories

	<b>65100/BASE</b>   Surface mounting base for spots   Die cast		
	<b>41020</b>   Heavy items mechanical adaptor for 40003A   Die cast		
 <p>41004A/W/..</p>	<b>41004A</b>   16A   Live end for 40003A   Plastic		
 <p>41010A/W</p>	<b>41010A</b>   16A   Live connector for 40003A   Plastic		
 <p>41008A/W</p>	<b>41008A</b>   16A   Connector for 40003A   Plastic		

Order Code	Colour	Direction	Input	Ampere	Class		Notes
41004A/W/L	White	Left	100-240V	16A		50	-
41004A/W/R	White	Right	100-240V	16A		50	-
41004A/B/L	Black	Left	100-240V	16A		50	-
41004A/B/R	Black	Right	100-240V	16A		50	-
41004A/G/L	Grey	Left	100-240V	16A		50	-
41004A/G/R	Grey	Right	100-240V	16A		50	-
41010A/W	White	-	100-240V	16A		50	-
41010A/B	Black	-	100-240V	16A		50	-
41010A/G	Grey	-	100-240V	16A		50	-
41008A/W	White	-	100-240V	16A		100	-
41008A/B	Black	-	100-240V	16A		100	-
41008A/G	Grey	-	100-240V	16A		100	-



41016A/B



41024A/G

## Square Track Accessories

<p>41012A/W/..</p>	<p><b>41012A</b>   16A   Corner for 40003A   Plastic</p>	<p>41012A/B/..</p>	<p>41012A/G/..</p>	<p>100mm 100mm</p>
<p>41016A/W</p>	<p><b>41016A</b>   16A   T connector for 40003A   Plastic</p>	<p>41016A/B</p>	<p>41016A/G</p>	<p>170mm 100mm</p>
<p>41024A/W</p>	<p><b>41024A</b>   16A   Flexible connector for 40003A   Plastic</p>	<p>41024A/B</p>	<p>41024A/G</p>	<p>245mm 32mm</p>
	<p><b>41022A</b>   End cup for 40003A   Plastic</p>	<p>41022A/W White 41022A/B Black 41022A/G Grey</p>	<p>32mm 32mm</p>	<p>200</p>

Order Code	Colour	Direction	Input	Ampere	Class		Notes
41012A/W/L	White	Left	100-240V	16A		25	-
41012A/W/R	White	Right	100-240V	16A		25	-
41012A/B/L	Black	Left	100-240V	16A		25	-
41012A/B/R	Black	Right	100-240V	16A		25	-
41012A/G/L	Grey	Left	100-240V	16A		25	-
41012A/G/R	Grey	Right	100-240V	16A		25	-
41016A/W	White	-	100-240V	16A		25	-
41016A/B	Black	-	100-240V	16A		25	-
41016A/G	Grey	-	100-240V	16A		25	-
41024A/W	White	-	100-240V	16A		10	-
41024A/B	Black	-	100-240V	16A		10	-
41024A/G	Grey	-	100-240V	16A		10	-





Adjustable Track Suspension
















41026R/W | Adjustable wire 2m for 40003A | Metal



100






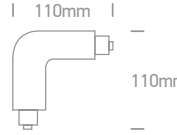





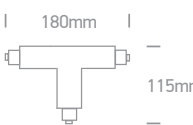




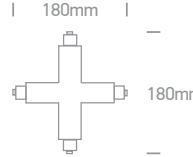










# Rounded Track & Accessories













 <p>40003/G</p>	<p><b>40003</b>   16A   3m track   3-phase   Aluminium</p>		 <p>40003/W</p>	
 <p>41002/G</p>	<p><b>41002</b>   16A   Track adaptor   Plastic</p>		 <p>41002/W</p>	 <p>41002/B</p> 
 <p>41004/G/L</p>	<p><b>41004</b>   16A   Live end for 40003   Plastic</p>		 <p>41004/W/L</p>	
 <p>41010/G</p>	<p><b>41010</b>   16A   Live connector for 40003   Plastic</p>		 <p>41010/W</p>	
 <p>41008/G</p>	<p><b>41008</b>   16A   Connector for 40003   Plastic</p>		 <p>41008/W</p>	 <p>41008/B</p> 

Order Code	Colour	Direction	Input	Ampere	Class		Notes
40003/W	White	-	100-240V	16A		10	-
40003/G	Grey	-	100-240V	16A		10	-
41002/W	White	-	100-240V	16A		150	-
41002/B	Black	-	100-240V	16A		150	-
41002/G	Grey	-	100-240V	16A		150	-
41004/W/L	White	Left	100-240V	16A		50	-
41004/G/L	Grey	Left	100-240V	16A		50	-
41010/W	White	-	100-240V	16A		40	-
41010/G	Grey	-	100-240V	16A		40	-
41008/W	White	-	100-240V	16A		50	-
41008/B	Black	-	100-240V	16A		50	-
41008/G	Grey	-	100-240V	16A		50	-



# Rounded Track Accessories

 <p>41012/G..</p>	<p><b>41012</b>   16A   Corner for 40003   Plastic</p>	 	 <p>41012/W..</p>	 <p>41012/B../</p>	 <p>110mm 110mm</p>
 <p>41016/G</p>	<p><b>41016</b>   16A   T connector for 40003   Plastic</p>	 	 <p>41016/W</p>	 <p>41016/B</p>	 <p>180mm 115mm</p>
 <p>41018/G</p>	<p><b>41018</b>   16A   X connector for 40003   Plastic</p>	 	 <p>41018/W</p>	 <p>180mm 180mm</p>	
	<p><b>41022</b>   End cover for 40003   Plastic</p>	 	<p>41022/W White 41022/G Grey</p>	 200	 <p>41mm 34mm 10mm</p>
	<p><b>41020</b>   Heavy items mechanical adaptor for 40003   Die cast</p>	 	<p>41020/W White 41020/B Black 41020/G Grey</p>	 50	 <p>65mm 30mm</p>

Order Code	Colour	Direction	Input	Ampere	Class		Notes
41012/W/L	White	Left	100-240V	16A		20	-
41012/W/R	White	Right	100-240V	16A		20	-
41012/B/L	Black	Left	100-240V	16A		20	-
41012/B/R	Black	Right	100-240V	16A		20	-
41012/G/L	Grey	Left	100-240V	16A		20	-
41012/G/R	Grey	Right	100-240V	16A		20	-
41016/W	White	-	100-240V	16A		10	-
41016/B	Black	-	100-240V	16A		10	-
41016/G	Grey	-	100-240V	16A		10	-
41018/W	White	-	100-240V	16A		10	-
41018/G	Grey	-	100-240V	16A		10	-